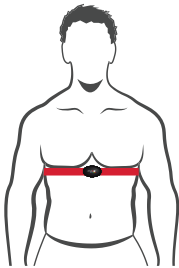


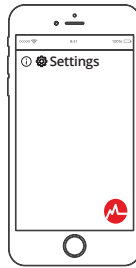


Instructions for pairing **MZ-60** with Myzone **MZ-3**

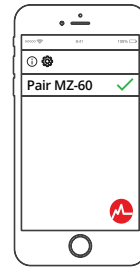
Kindly follow the below instructions to setup your MZ-60 watch with Myzone MZ-3.



1. Put on your MZ-3



2. Open the Myzone app and navigate to the 'Settings' page.



3. Select 'Pair MZ-60' from the list of options.



4. If prompted to update your MZ-3 firmware, select 'Start' and wait for process to complete.



5. Proceed to follow the on screen instructions to pair your MZ-3 and MZ-60.